



Dataset: Fauna of Adult Ground Beetles (Coleoptera, Carabidae) of the National Park “Smolny” (Russia)

Alexander B. Ruchin ¹, Sergei K. Alekseev ², Oleg N. Artaev ³, Anatoliy A. Khapugin ^{1,4,*}, Evgeniy A. Lobachev ⁵, Sergei V. Lukyanov ⁵ and Gennadiy B. Semishin ¹

¹ Joint Directorate of the Mordovia State Nature Reserve and National Park «Smolny», Saransk 430007, Russia; ruchin.alexander@gmail.com (A.B.R.); g.semishin@mail.ru (G.B.S.)

² Ecological Club “Stenus”, Kaluga 248600, Russia; stenus@yandex.ru

³ Papanin Institute for Biology of Inland Waters, Russian Academy of Sciences, Borok 152742, Russia; artaev@gmail.com

⁴ Institute of Environmental and Agricultural Biology (X-BIO), Tyumen State University, Tyumen 625003, Russia

⁵ Faculty of Biotechnology and Biology, National Research Mordovia State University, Saransk 430007, Russia; lobacheva@ya.ru (E.A.L.); lukyanovs@gmail.com (S.V.L.)

* Correspondence: hapugin88@yandex.ru; Tel.: +7-83445-296-35

Abstract: (1) Background: Protected areas are “hotspots” of biodiversity in many countries. In such areas, ecological systems are preserved in their natural state, which allows them to protect animal populations. In several protected areas, the Coleoptera biodiversity is studied as an integral part of the ecological monitoring of the ecosystem state. This study was aimed to describe the Carabidae fauna in one of the largest protected areas of European Russia, namely National Park “Smolny”. (2) Methods: The study was conducted in April–September 2008, 2009, 2017–2021. A variety of ways was used to collect beetles (by hand, caught in light traps, pitfall traps, and others). Seasonal dynamics of the beetle abundance were studied in various biotopes. Coordinates were fixed for each observation. (3) Results: The dataset contains 1994 occurrences. In total, 32,464 specimens of Carabidae have been studied. The dataset contains information about 131 species of Carabidae beetles. In this study, we have not found two species (*Carabus estreicher* and *Calathus ambiguus*), previously reported in the fauna of National Park “Smolny”. (4) Conclusions: The Carabidae diversity in the National Park “Smolny” is represented by 133 species from 10 subfamilies. Ten species (*Carabus cancellatus*, *Harpalus laevipes*, *Carabus hortensis*, *Pterostichus niger*, *Poecilus versicolor*, *Pterostichus melanarius*, *Carabus glabratus*, *Carabus granulatus*, *Carabus arvensis baschkiricus*, *Pterostichus oblongopunctatus*) constitute the majority of the Carabidae fauna. Seasonal dynamics are maximal in spring; the number of ground beetles decreases in biotopes by autumn.

Dataset: <https://www.gbif.org/dataset/0d66d2e0-9d2a-46c6-a136-1ddb669396e6>.

Dataset License: Creative Commons Attribution (CC-BY) 4.0 License.

Keywords: dataset; occurrences; data paper; Coleoptera; Carabidae; Republic of Mordovia



Citation: Ruchin, A.B.; Alekseev, S.K.; Artaev, O.N.; Khapugin, A.A.; Lobachev, E.A.; Lukyanov, S.V.; Semishin, G.B. Dataset: Fauna of Adult Ground Beetles (Coleoptera, Carabidae) of the National Park “Smolny” (Russia). *Data* **2022**, *7*, 84. <https://doi.org/10.3390/data7070084>

Academic Editor: Ross Mounce

Received: 13 May 2022

Accepted: 21 June 2022

Published: 23 June 2022

Publisher’s Note: MDPI stays neutral with regard to jurisdictional claims in published maps and institutional affiliations.



Copyright: © 2022 by the authors. Licensee MDPI, Basel, Switzerland. This article is an open access article distributed under the terms and conditions of the Creative Commons Attribution (CC BY) license (<https://creativecommons.org/licenses/by/4.0/>).

1. Summary

Protected areas are currently considered the main tool for counteracting the biodiversity loss and habitat destruction around the world. Their establishment and maintenance of their functioning contribute to the preservation of species diversity [1,2], the improvement of the environmental status of previously disturbed habitats [3,4], and the counteracting of illegal poaching [5]. On the regional scale, protected areas are recognized as local biodiversity hotspots of plants [6], and animals [7]. To date, the global network of protected areas covers about 15% of the global land surface [8]. Nevertheless, to justify the protected area

establishment, the insect diversity is rarely applied, with rare exceptions. This is caused mainly by difficulties in obtaining the taxonomic and distribution knowledge about various taxonomic insect groups [9]. Therefore, in many regions of the world, the insect diversity is still largely unexplored in protected areas, with rare exceptions [10,11]. This condition highlights a need for the study of the effectiveness of protected areas in preserving the insect diversity in various regions of the world.

The Carabidae family is the most studied group of Coleoptera in forest habitats. Due to their high plasticity, Carabidae beetles are found in a variety of biotopes. Carabidae play a considerable role in ecosystems as entomophages regulating the number of terrestrial vertebrates, and are considered economically useful [12,13]. This group is a bioindicator of the ecosystem state [14–19]. The Carabidae family includes eurytopic beetles (found in various biotopes), and species inhabiting forest (found in woodland ecosystems), open (found in fields and meadows), and coastal (associated with wetlands and water banks) biotopes, and peatlands [20–23]. As inhabitants of the ground layer of ecosystems, Carabidae species are found in a sufficient number in a wide variety of habitats, including areas suffering from anthropogenic impacts [24–26]. There are many reasons leading to recent changes in ecosystems. Urbanization, pollution with various toxic chemicals, regular fires, deforestation, climate changes, and biological invasions have recently had a considerable impact on biodiversity [11,27–33].

The aim of this study was to describe a set of recent data on the occurrence of Carabidae (Coleoptera) in the National Park “Smolny”. This dataset was recently published in GBIF as the Darwin Core Archive [34]. This is the first complete description of the Carabidae fauna of a large, protected area located in the center of European Russia.

2. Data Description

2.1. Dataset Name

Each observation includes basic information such as location (latitude/longitude), date of observation, observer name, and identifier name (Table 1). The coordinates were determined on the studied site using a GPS device, or after special investigation using Google Maps. A total of 32,464 specimens were studied.

Table 1. Description of the data in the dataset.

Column Label	Column Description
eventID	An identifier for the set of information associated with an event (occurs in one place in one time).
occurrenceID	An identifier for the occurrence (as opposed to a particular digital record of the occurrence).
basisOfRecord	The specific nature of the data record: HumanObservation.
scientificName	The full scientific name including the genus name and the lowest level of taxonomic rank with the authority.
kingdom	The full scientific name of the kingdom in which the taxon is classified.
taxonRank	The taxonomic rank of the most specific name in the scientificName.
decimalLatitude	The geographic latitude of location in decimal degree.
decimalLongitude	The geographic longitude of location in decimal degrees.
geodeticDatum	The ellipsoid, geodetic datum, or spatial reference system (SRS) upon which the geographic coordinates given in decimalLatitude and decimalLongitude as based.
country	The name of the country in which the location occurs.
countryCode	The standard code for the country in which the location occurs.
individualCount	The number of individuals represented present at the time of the occurrence.
eventDate	The date when material from the trap was collected or the range of dates during which the trap collected material.
year	The integer day of the month on which the event occurred.
month	The ordinal month in which the event occurred.
day	The integer day of the month on which the event occurred.
samplingProtocol	The names of, references to, or descriptions of the methods or protocols used during an event.
recordedBy	A person, group, or organization responsible for recording the original occurrence.
identifiedBy	A list of names of people who assigned the taxon to the subject.

2.2. Figures, Tables, and Schemes

The dataset contains information about 131 species of Carabidae beetles from ten subfamilies found during our field studies (Table 2). In addition, Table 2 includes two Carabidae species (*Carabus estreicher* and *Calathus ambiguus*) that were not found by us but reported previously in the National Park “Smolny” in the literature. Thus, in total, the Carabidae fauna of the National Park “Smolny” includes 133 species.

Table 2. Diversity of Carabidae species in the National Park “Smolny”.

Subfamily, Species	Approximate Estimate of the Species Abundance
Carabinae	
<i>Calosoma inquisitor</i> (Linnaeus, 1758)	common species
<i>Calosoma sycophanta</i> (Linnaeus, 1758)	single individual
<i>Carabus arvensis baschkiricus</i> Breuning, 1932	numerous species
<i>Carabus cancellatus</i> Illiger, 1798	numerous species
<i>Carabus coriaceus</i> Linnaeus, 1758	numerous species
<i>Carabus estreicher</i> Fischer von Waldheim, 1820	
<i>Carabus glabratus</i> Paykull, 1790	numerous species
<i>Carabus granulatus</i> Linnaeus, 1758	numerous species
<i>Carabus hortensis</i> Linnaeus, 1758	numerous species
<i>Carabus convexus</i> Fabricius, 1775	common species
<i>Carabus schoenherri</i> Fischer von Waldheim, 1820	single individual
<i>Carabus stscheglowi</i> Mannerheim, 1827	common species
<i>Cychrus caraboides</i> (Linnaeus, 1758)	common species
Cicindelinae	
<i>Cicindela campestris</i> Linnaeus, 1758	common species
<i>Cicindela hybrida</i> Linnaeus, 1758	common species
<i>Cylindera germanica</i> (Linnaeus, 1758)	single individual
Broscinae	
<i>Broscus cephalotes</i> (Linnaeus, 1758)	single individual
Elaphrinae	
<i>Elaphrus cupreus</i> Duftschmid, 1812	common species
Harpalinae	
<i>Agonum duftschmidi</i> J. Schmidt, 1994	rare species
<i>Agonum fuliginosum</i> (Panzer, 1809)	common species
<i>Agonum gracilipes</i> (Duftschmid, 1812)	common species
<i>Agonum micans</i> (Nicolai, 1822)	single individual
<i>Agonum piceum</i> (Linnaeus, 1758)	single individual
<i>Agonum sexpunctatum</i> (Linnaeus, 1758)	single individual
<i>Agonum viduum</i> (Panzer, 1796)	rare species
<i>Amara aenea</i> (De Geer, 1774)	common species
<i>Amara aulica</i> (Panzer, 1796)	single individual
<i>Amara bifrons</i> (Gyllenhal, 1810)	common species
<i>Amara communis</i> (Panzer, 1797)	numerous species
<i>Amara consularis</i> (Duftschmid, 1812)	single individual
<i>Amara convexior</i> Stephens, 1828	single individual
<i>Amara eurynota</i> (Panzer, 1796)	single individual
<i>Amara famelica</i> C.C.A. Zimmermann, 1832	rare species
<i>Amara familiaris</i> (Duftschmid, 1812)	rare species
<i>Amara fulva</i> (O.F. Müller, 1776)	numerous species
<i>Amara gebleri</i> Dejean, 1831	single individual
<i>Amara ingenua</i> (Duftschmid, 1812)	single individual
<i>Amara lunicollis</i> Schødte, 1837	common species
<i>Amara majuscula</i> (Chaudoir, 1850)	single individual
<i>Amara nitida</i> Sturm, 1825	common species
<i>Amara ovata</i> (Fabricius, 1792)	common species
<i>Amara plebeja</i> (Gyllenhal, 1810)	single individual
<i>Amara praetermissa</i> (C.R. Sahlberg, 1827)	single individual
<i>Amara similata</i> (Gyllenhal, 1810)	rare species

Table 2. Cont.

Subfamily, Species	Approximate Estimate of the Species Abundance
<i>Amara sprete</i> Dejean, 1831	single individual
<i>Amara tibialis</i> (Paykull, 1798)	single individual
<i>Anisodactylus binotatus</i> (Fabricius, 1787)	rare species
<i>Anisodactylus nemorivagus</i> (Duftschmid, 1812)	single individual
<i>Anisodactylus signatus</i> (Panzer, 1796)	rare species
<i>Badister bullatus</i> (Schrank, 1798)	single individual
<i>Badister dilatatus</i> Chaudoir, 1837	single individual
<i>Badister lacertosus</i> Sturm, 1815	common species
<i>Badister sodalis</i> (Duftschmid, 1812)	single individual
<i>Calathus ambiguus</i> (Paykull, 1790)	single individual
<i>Calathus erratus</i> (C.R. Sahlberg, 1827)	common species
<i>Calathus fuscipes</i> (Goeze, 1777)	single individual
<i>Calathus melanocephalus</i> (Linnaeus, 1758)	common species
<i>Calathus micropterus</i> (Duftschmid, 1812)	numerous species
<i>Chlaenius tristis</i> (Schaller, 1783)	single individual
<i>Cymindis vaporariorum</i> (Linnaeus, 1758)	single individual
<i>Dolichus halensis</i> (Schaller, 1783)	single individual
<i>Harpalus affinis</i> (Schrank, 1781)	rare species
<i>Harpalus autumnalis</i> (Duftschmid, 1812)	single individual
<i>Harpalus distinguendus</i> (Duftschmid, 1812)	rare species
<i>Harpalus griseus</i> (Panzer, 1796)	rare species
<i>Harpalus hirtipes</i> (Panzer, 1796)	single individual
<i>Harpalus laevipes</i> Zetterstedt, 1828	numerous species
<i>Harpalus latus</i> (Linnaeus, 1758)	numerous species
<i>Harpalus luteicornis</i> (Duftschmid, 1812)	single individual
<i>Harpalus picipennis</i> (Duftschmid, 1812)	single individual
<i>Harpalus progrediens</i> Schauburger, 1922	common species
<i>Harpalus pygmaeus</i> Dejean, 1829	single individual
<i>Harpalus rubripes</i> (Duftschmid, 1812)	common species
<i>Harpalus rufipes</i> (De Geer, 1774)	numerous species
<i>Harpalus signaticornis</i> (Duftschmid, 1812)	single individual
<i>Harpalus smaragdinus</i> (Duftschmid, 1812)	rare species
<i>Harpalus tardus</i> (Panzer, 1796)	numerous species
<i>Harpalus xanthopus winkleri</i> Schauburger, 1923	common species
<i>Lebia chlorocephala</i> (J.J. Hoffmann, 1803)	single individual
<i>Lebia cruxminor</i> (Linnaeus, 1758)	single individual
<i>Lebia cyanocephala</i> (Linnaeus, 1758)	single individual
<i>Licinus depressus</i> (Paykull, 1790)	single individual
<i>Limodromus assimilis</i> (Paykull, 1790)	numerous species
<i>Limodromus krynickii</i> (Sperk, 1835)	common species
<i>Microlestes minutulus</i> (Goeze, 1777)	single individual
<i>Oodes helopioides</i> (Fabricius, 1792)	rare species
<i>Ophonus azureus</i> (Fabricius, 1775)	single individual
<i>Ophonus puncticeps</i> Stephens, 1828	single individual
<i>Ophonus rufibarbis</i> (Fabricius, 1792)	single individual
<i>Oxypselaphus obscurus</i> (Herbst, 1784)	common species
<i>Panagaeus bipustulatus</i> (Fabricius, 1775)	rare species
<i>Panagaeus cruxmajor</i> (Linnaeus, 1758)	single individual
<i>Poecilus cupreus</i> (Linnaeus, 1758)	numerous species
<i>Poecilus lepidus</i> (Leske, 1785)	common species
<i>Poecilus versicolor</i> (Sturm, 1824)	numerous species
<i>Polystichus connexus</i> (Fourcroy, 1785)	single individual
<i>Pterostichus aethiops</i> (Panzer, 1796)	single individual
<i>Pterostichus anthracinus</i> (Illiger, 1798)	common species
<i>Pterostichus diligens</i> (Sturm, 1824)	rare species
<i>Pterostichus mannerheimii</i> (Dejean, 1831)	common species
<i>Pterostichus melanarius</i> (Illiger, 1798)	numerous species
<i>Pterostichus minor</i> (Gyllenhal, 1827)	common species
<i>Pterostichus niger</i> (Schaller, 1783)	numerous species

Table 2. Cont.

Subfamily, Species	Approximate Estimate of the Species Abundance
<i>Pterostichus nigrita</i> (Paykull, 1790)	numerous species
<i>Pterostichus oblongopunctatus</i> (Fabricius, 1787)	numerous species
<i>Pterostichus ovoideus</i> (Sturm, 1824)	single individual
<i>Pterostichus quadrioveolatus</i> Letzner, 1852	common species
<i>Pterostichus rhaeticus</i> Heer, 1837	common species
<i>Pterostichus strenuus</i> (Panzer, 1796)	common species
<i>Pterostichus uralensis</i> (Motschulsky, 1850)	common species
<i>Pterostichus vernalis</i> (Panzer, 1796)	rare species
<i>Stomis pumicatus</i> (Panzer, 1796)	rare species
<i>Syntomus truncatellus</i> (Linnaeus, 1760)	single individual
<i>Synuchus vivalis</i> (Illiger, 1798)	common species
Loricerae	
<i>Loricera pilicornis</i> (Fabricius, 1775)	rare species
Nebrinae	
<i>Leistus ferrugineus</i> (Linnaeus, 1758)	rare species
<i>Leistus terminatus</i> (Panzer, 1793)	common species
<i>Notiophilus aquaticus</i> (Linnaeus, 1758)	single individual
<i>Notiophilus germinyi</i> Fauvel, 1863	single individual
<i>Notiophilus palustris</i> (Duftschmid, 1812)	common species
Patrobinae	
<i>Patrobus atrorufus</i> (Strøm, 1768)	numerous species
<i>Patrobus septentrionis</i> Dejean, 1828	single individual
Scaritinae	
<i>Clivina fossor</i> (Linnaeus, 1758)	single individual
<i>Dyschirius globosus</i> (Herbst, 1784)	single individual
Trechinae	
<i>Bembidion biguttatum</i> (Fabricius, 1779)	single individual
<i>Bembidion guttula</i> (Fabricius, 1792)	single individual
<i>Bembidion lampros</i> (Herbst, 1784)	single individual
<i>Bembidion mannerheimii</i> C.R. Sahlberg, 1827	single individual
<i>Bembidion properans</i> (Stephens, 1828)	single individual
<i>Bembidion quadrimaculatum</i> (Linnaeus, 1760)	common species
<i>Bembidion varium</i> (G.-A. Olivier, 1795)	single individual
<i>Trechus rivularis</i> (Gyllenhal, 1810)	single individual
<i>Trechus secalis</i> (Paykull, 1790)	common species

Figure 1 shows the abundance (in an absolute number) of the most numerous Carabidae species. These ten species represent 95.9% of all studied individuals.

In nature, several factors influence the activity of Carabidae species, including temperature, humidity, microclimatic conditions, age groups, and others [35]. Temperature has long been considered the most important abiotic factor affecting the activity of Carabidae [36,37]. The seasonal and life-history fluctuations strongly influence both the abundance and distribution of Carabidae species in natural biotopes [38]. Figure 2 shows the seasonal dynamics of Carabidae beetles in three habitats in 2018. In all biotopes, in April–May, the maximum abundance of Carabidae beetles was observed. By autumn, there was a decrease in the beetle abundance in traps. Noteworthy, in spring, the dynamic density of Carabidae beetles in the mixed forest was considerably higher than in other habitats. However, by autumn, there was a sharp decrease in the number of individuals. This is probably caused by migration processes that are constantly observed in populations of beetles. Similar patterns of abundance dynamics were observed in 2019 in other mixed forests in the National Park “Smolny”.

Before our studies, 89 species were known in the Carabidae fauna of the National Park “Smolny” [39–41]. These were mainly common and eurybiont species. Such a low level of the revealed beetle diversity was primarily caused by the small number of special studies of the wide habitat diversity, and the variability of the time of the conducted studies. The

higher diversity of Carabidae fauna was found because in 2017–2021, research tasks were clearly established, and insect collections were abundant and seasonality-based. To date, the Carabidae fauna of the National Park “Smolny” includes 133 species, which belong to ten subfamilies.

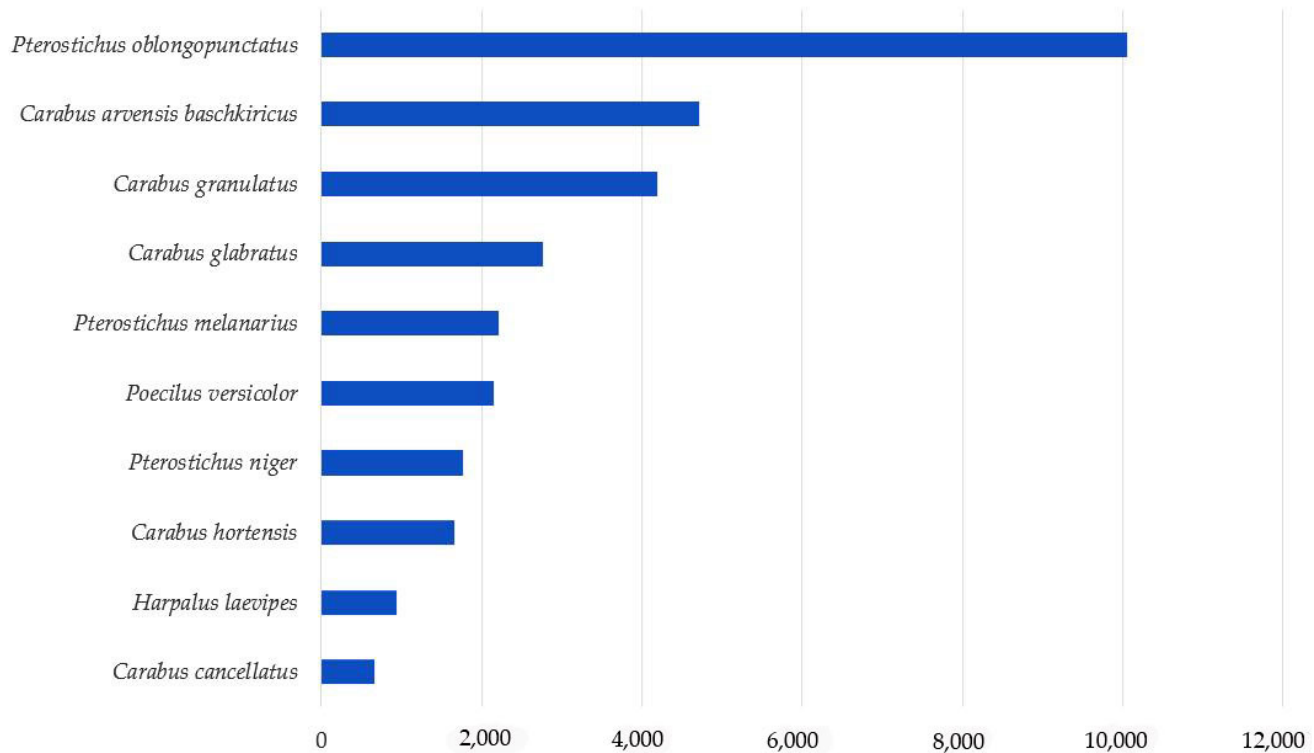
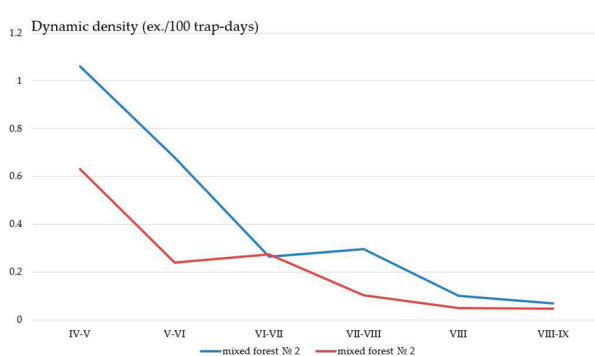
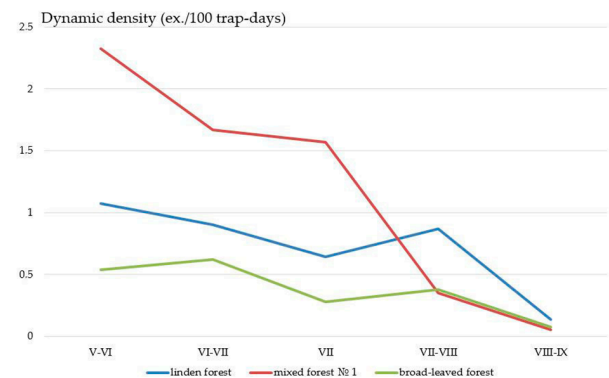


Figure 1. The total abundance of ten Carabidae species collected during the conducted study in the National Park “Smolny”.



(a)



(b)

Figure 2. Seasonal dynamics of the abundance of Carabidae beetles in various biotopes of the National Park “Smolny”: (a) 2018; (b) 2019.

For comparison, the Carabidae diversity of the Mordovia State Nature Reserve, the most closely located to the National Park “Smolny”, accounts for 241 species [42,43]. At the same time, the largest number of species was identified as a result of continuous long-term research programs in 2008–2020. However, it is worth it to note that the mentioned Mordovia State Nature Reserve is a unique forest area with a considerable variety of ecosystems, where fauna and flora have been preserved for more than 85 years. The National Park “Smolny” is a younger forest system formed after the cutting of pine forests, deciduous forests, and mixed forests in the early 1990s. Therefore, the biodiversity level is expectedly lower in this protected area.

3. Methods

3.1. Study Area

National Park “Smolny” is situated in the northeastern part of the Republic of Mordovia (center of European Russia), 54.72–54.88° N, 45.07–45.62° E. Its area is 363.86 km² (Figure 3). The pine (*Pinus sylvestris* L.) is the main forest-forming tree species in the south of the area of the National Park “Smolny”. Broadleaf forests predominate in the northern part of the protected area, where the main forest-forming species are oak (*Quercus robur* L.), linden (*Tilia cordata* Mill.), maple (*Acer platanoides* L.), rarer ash (*Fraxinus excelsior* L.), and elm (*Ulmus* spp.). Secondary (appeared after cut or burnt pine forests) forest communities are formed by the birch (*Betula pendula* Roth). They are situated mainly in the southern part of the National Park “Smolny”. Secondary (appeared after cut oak and lime forests) forests formed by the aspen (*Populus tremula* L.) are distributed in the northern part of the protected area. The spruce (*Picea abies* L.) does not form self-sustainable forests by occurring rarely in pine or mixed forests. In the floodplain areas of the Alatyr River and its main tributaries, the black alder (*Alnus glutinosa* (L.) Gaertn.) forms small forest areas nearby of eutrophic mires, and water bodies [44,45].



Figure 3. The location of the Republic of Mordovia and the area of obtaining information for the dataset (National Park “Smolny”).

3.2. Research Design, Identification, and Taxonomic Position of Insects

We used traditional methods of collecting Carabidae beetles, including manual collection, light traps, pitfall traps, and partial beer traps [46,47]. Pitfall traps were installed during April–September 2008, 2009, 2017–2021. The traps were 0.5 L plastic cups containing 200 mL of a 4% formalin solution. We installed ten traps in each study site. The distance between the traps was 2 m. The selected material was identified by S.K. Alekseev. The identification was carried out according to Müller-Motzfeld [48] and Isaev [49]. We followed the nomenclature proposed by Kryzhanovskii et al. [50], and Lobl and Lobl [51]. To approximately estimate the species abundance, we used the following definitions. Single individual means that the solitary specimens of a species were found in 1–2 locations. Rare species refers to Carabidae beetles with an abundance of ten or less specimens found in 3–5 localities. Common species are Carabidae beetles with an abundance of 300 or a lower number of specimens found in 6–10 localities. Numerous species are beetles with an abundance of higher than 300 specimens found in at least 50% of the studied localities.

The assessment of the seasonal abundance of Carabidae species was carried out in several biotopes. The description of the studied biotopes is present below. In the linden

forest, the first layer of the forest community was formed by *Tilia cordata* (70%), *Betula pendula* (10%), *Populus tremula* (10%), and *Quercus robur* (10%). The second layer was weakly expressed and formed by several undergrowth species. The shrub layer was sparse. The herb layer was represented by various species of Poaceae, Asteraceae, Apiaceae, and ferns. In the mixed forest, the first layer was formed by *Pinus sylvestris* (40%), *Tilia cordata* (20%), *Betula pendula* (20%), *Populus tremula* (5%), and *Quercus robur* (15%). The second layer was well expressed, represented by trees from the first forest layer. The shrub layer consisted of *Acer platanoides* L., *Euonymus verrucosus* Scop., *Sorbus aucuparia* L. The herb layer was represented by Asteraceae, and Apiaceae plants. In the broad-leaved forest, the first layer was formed by *Quercus robur* (60%), *Tilia cordata* (20%), *Betula pendula* (5%), *Populus tremula* (10%), and *Ulmus glabra* Huds. (5%). The second layer was less expressed. The shrub layer was sparse. The herb layer was not well-developed; it is represented by various Poaceae, Asteraceae, and Apiaceae plants. Insects have been collected from May to September. Dynamic density was expressed as the number of specimens per 100 trap days (ex./100 trap days).

Author Contributions: Conceptualization, A.B.R.; methodology, A.B.R., S.K.A., S.V.L., E.A.L. and G.B.S.; software, O.N.A.; validation, A.B.R.; formal analysis, A.B.R. and S.K.A.; investigation, A.B.R. and A.A.K.; resources, A.B.R., S.V.L., E.A.L. and G.B.S.; data curation, O.N.A.; writing—original draft preparation, A.B.R. and A.A.K.; writing—review and editing, A.B.R.; visualization, A.B.R.; supervision, A.B.R.; project administration, A.B.R.; funding acquisition, A.B.R. All authors have read and agreed to the published version of the manuscript.

Funding: This research was funded by the Russian Science Foundation, grant number 22-14-00026.

Institutional Review Board Statement: Not applicable.

Informed Consent Statement: Not applicable.

Data Availability Statement: The data presented in this study are openly available in <https://www.gbif.org/dataset/0d66d2e0-9d2a-46c6-a136-1ddb669396e6> (accessed on 12 May 2022).

Conflicts of Interest: The authors declare no conflict of interest.

References

1. Mohd-Azlan, J.; Lok, L.; Maiwald, M.J.; Fazlin, S.; Shen, T.D.; Kaicheen, S.S.; Dagang, P. The distribution of medium to large mammals in Samunsam Wildlife Sanctuary, Sarawak in relation to the newly constructed Pan-Borneo Highway. *Nat. Conserv. Res.* **2020**, *5*, 43–54. [CrossRef]
2. Simonov, S.A.; Matantseva, M.V. Analysis of the current status of avifauna in Kostomuksha State Nature Reserve and Kalevala National Park (North-West Russia), taking into account influence from adjacent areas. *Nat. Conserv. Res.* **2020**, *5*, 51–65. [CrossRef]
3. Beresford, A.E.; Buchanan, G.M.; Phalan, B.; Eshiamwata, G.W.; Balmford, A.; Brink, A.B.; Fishpool, L.D.C.; Donald, P.F. Correlates of long-term land-cover change and protected area performance at priority conservation sites in Africa. *Environ. Conserv.* **2018**, *45*, 49–57. [CrossRef]
4. Sasanifar, S.; Alijanpour, A.; Shafiei, A.B.; Rad, J.E.; Molaei, M.; Azadi, H. Forest protection policy: Lesson learned from Arasbaran biosphere reserve in Northwest Iran. *Land Use Policy* **2019**, *87*, 104057. [CrossRef]
5. De Lima, N.S.; Napiwoski, S.J.; Oliveira, M.A. Human-wildlife conflict in the Southwestern Amazon: Poaching and its motivations. *Nat. Conserv. Res.* **2020**, *5*, 109–114. [CrossRef]
6. Khapugin, A.A.; Silaeva, T.B. The arrangement of threatened plants in Mordovia: The role of biodiversity research centers. *Écoscience* **2020**, *27*, 157–164. [CrossRef]
7. Agarwala, B.K.; Majumder, J. Butterfly diversity assessment in protected areas in Tripura, North Eastern India. *Proc. Zool. Soc.* **2020**, *73*, 68–81. [CrossRef]
8. Belle, E.; Kingston, N.; Burgess, N.; Sandwith, T.; Ali, N.; MacKinnon, K. (Eds.) *Protected Planet Report 2018*; UNEP-WCMC: Cambridge, UK; IUCN: Gland, Switzerland; NGS: Washington, DC, USA, 2018; 56p.
9. Martín-López, B.; Montes, C.; Benayas, J. The non-economic motives behind the willingness to pay for biodiversity conservation. *Biol. Conserv.* **2007**, *139*, 67–82. [CrossRef]
10. Polevoi, A.V. Fungus gnats (Diptera: Bolitophilidae, Diadocidiidae, Keroplatidae, Mycetophilidae) in the Kostomuksha State Nature Reserve, Russia. *Nat. Conserv. Res.* **2021**, *6* (Suppl. S1), 5–16. [CrossRef]
11. Sundukov, Y.N.; Makarov, K.V. The ground beetles of the tribus Trechini (Carabidae) on the Southern Kuril Islands. *Nat. Conserv. Res.* **2021**, *6*, 15–51. [CrossRef]

12. Venn, S.J.; Kotze, D.J.; Lassila, T.; Niemelä, J.K. Urban dry meadows provide valuable habitat for granivorous and xerophytic carabid beetles. *J. Insect Conserv.* **2013**, *17*, 747–764. [[CrossRef](#)]
13. Piotrowska, N.S.; Czachorowski, S.Z.; Stolarski, M.J. Ground beetles (Carabidae) in the short-rotation coppice willow and poplar plants-synergistic benefits system. *Agriculture* **2020**, *10*, 648. [[CrossRef](#)]
14. Noordijk, J.; Schaffers, A.P.; Sýkora, K.V. Diversity of ground beetles (Coleoptera: Carabidae) and spiders (Araneae) in roadside verges with grey hair-grass vegetation. *Eur. J. Entomol.* **2008**, *105*, 257–265. [[CrossRef](#)]
15. Brooks, D.R.; Bater, J.E.; Clark, S.J.; Monteith, D.T.; Andrews, C.; Corbett, S.J.; Beaumont, D.A.; Chapman, J.W. Large carabid beetle declines in a United Kingdom monitoring network increases evidence for a widespread loss in insect biodiversity. *J. Appl. Ecol.* **2012**, *49*, 1009–1019. [[CrossRef](#)]
16. Baranová, B.; Manko, P.; Jászay, T. Waste dumps as local biodiversity hotspots for soil macrofauna and ground beetles (Coleoptera: Carabidae) in the agricultural landscape. *Ecol. Eng.* **2015**, *81*, 1–13. [[CrossRef](#)]
17. Koivula, M.J. Useful model organisms, indicators, or both? Ground beetles (Coleoptera, Carabidae) reflecting environmental conditions. *ZooKeys* **2011**, *100*, 287–317. [[CrossRef](#)]
18. Zamotajlov, A.S.; Serdyuk, V.Y.; Khomitskiy, E.E.; Belyi, A.I. New data on distribution and biology of some rare ground beetles (Coleoptera, Carabidae) in South Russia. *Nat. Conserv. Res.* **2019**, *4*, 81–90. [[CrossRef](#)]
19. Khalimov, F. The ground beetles (Coleoptera, Carabidae) of the Karatepa and Chakilkalyan mountains (west part of Zarafshan Mountains Range, Uzbekistan). *Biosyst. Divers.* **2020**, *28*, 265–271. [[CrossRef](#)]
20. Ruchin, A.B.; Alekseev, S.K.; Khapugin, A.A. Post-fire fauna of carabid beetles (Coleoptera, Carabidae) in forests of the Mordovia State Nature Reserve (Russia). *Nat. Conserv. Res.* **2019**, *4* (Suppl. S1), 11–20. [[CrossRef](#)]
21. Bondarenko, A.S.; Zamotajlov, A.S.; Belyi, A.I.; Khomitskiy, E.E. Fauna and ecological characteristics of ground beetles (Coleoptera, Carabidae) of the Nature Sanctuaries «Prichernomorskiy» and «Tuapsinskiy» (Russia). *Nat. Conserv. Res.* **2020**, *5*, 66–85. [[CrossRef](#)]
22. Pozsgai, G.; Quinzo-Ortega, L.; Littlewood, N.A. Grazing impacts on ground beetle (Coleoptera: Carabidae) abundance and diversity on semi-natural grassland. *Insect Conserv. Divers.* **2021**, *15*, 36–47. [[CrossRef](#)]
23. Avtaeva, T.A.; Sukhodolskaya, R.A.; Brygadyrenko, V.V. Modeling the bioclimatic range of *Pterostichus melanarius* (Coleoptera, Carabidae) in conditions of global climate change. *Biosyst. Divers.* **2021**, *29*, 140–150. [[CrossRef](#)]
24. Work, T.T.; Onge, B.S.; Jacobs, J.M. Response of female beetles to LIDAR derived topographic variables in Eastern boreal mixedwood forests (Coleoptera, Carabidae). *Zookeys* **2011**, *147*, 623–639. [[CrossRef](#)] [[PubMed](#)]
25. Gordienko, T.A.; Vavilov, D.N.; Lukyanova, Y.A. Structural organization of the community of land and soil invertebrates in natural and disturbed areas of Tanayev meadows of the Nizhnaya Kama National Park. *Proc. Mordovia State Nat. Reserve* **2021**, *29*, 38–50.
26. Ruchin, A.; Alekseev, S.; Khapugin, A.; Esin, M. Fauna and species diversity of ground beetles (Coleoptera, Carabidae) in meadows. *Entomol. Appl. Sci. Lett.* **2021**, *8*, 28–39. [[CrossRef](#)]
27. Varet, M.; Burel, F.; Pétilion, J. Can urban consolidation limit local biodiversity erosion? Responses from carabid beetle and spider assemblages in Western France. *Urban Ecosyst.* **2014**, *17*, 123–137. [[CrossRef](#)]
28. Kestemont, B. The bottom-up assessment of threatened species. *Nat. Conserv. Res.* **2019**, *4*, 93–106. [[CrossRef](#)]
29. Cicort-Lucaciu, A.Ş. Road-killed ground beetles prove the presence of *Carabus hungaricus* (Coleoptera: Carabidae) in North-Western Romania. *Nat. Conserv. Res.* **2020**, *5*, 134–138. [[CrossRef](#)]
30. Yavorskaya, N.M. Zoobenthos in watercourses and water bodies in the Bolonsky State Nature Reserve (Russia). *Nat. Conserv. Res.* **2019**, *5*, 64–79. [[CrossRef](#)]
31. Liu, X.; Wang, X.; Bai, M.; Shaw, J.J. Decrease in carabid beetles in grasslands of Northwestern China: Further evidence of insect biodiversity loss. *Insects* **2022**, *13*, 35. [[CrossRef](#)]
32. Juiling, S.; Leon, S.K.; Jumian, J.; Tsen, S.; Lee, Y.L.; Khoo, E.; Sugau, J.B.; Nilus, R.; Pereira, J.T.; Damit, A.; et al. Conservation assessment and spatial distribution of endemic orchids in Sabah, Borneo. *Nat. Conserv. Res.* **2020**, *5* (Suppl. 1), 136–144. [[CrossRef](#)]
33. Sushchuk, A.A.; Matveeva, E.M. Soil nematodes of coniferous forests in the Finnish-Russian Friendship Nature Reserve. *Nat. Conserv. Res.* **2021**, *6* (Suppl. 1), 76–88. [[CrossRef](#)]
34. Alekseev, S.; Ruchin, A.; Artaev, O.; Semishin, G. Carabidae of National Park Smolny (Russia). Version 1.3. Joint Directorate of the Mordovia State Nature Reserve and National Park “Smolny”. Sampling Event Dataset. 2022. Available online: [GBIF.org](https://gbif.org) (accessed on 27 April 2022).
35. Brigić, A.; Vujčić-Karlo, S.; Slivar, S.; Alegro, A.; Matoničkin, K.R.; Peroš, R.; Kerovec, M. Distribution and life-history traits of *Calathus cinctus* Motschulsky, 1850 (Coleoptera: Carabidae) in Croatia, with distribution of closely related species. *Ital. J. Zool.* **2016**, *83*, 549–562. [[CrossRef](#)]
36. Růžicková, J.; Veselý, M. Movement activity and habitat use of *Carabus ullrichii* (Coleoptera: Carabidae): The forest edge as a mating site? *Entomol. Sci.* **2018**, *21*, 76–83. [[CrossRef](#)]
37. Alekseev, S.; Ruchin, A.; Semishin, G. Seasonal dynamics of *Carabus coriaceus* Linnaeus, 1758 «Coleoptera, Carabidae» activity in the areal’s eastern part. *Entomol. Appl. Sci. Lett.* **2021**, *8*, 26–31. [[CrossRef](#)]
38. Rainio, J.; Niemelä, J. Ground beetles (Coleoptera: Carabidae) as bioindicators. *Biodivers. Conserv.* **2003**, *12*, 487–506. [[CrossRef](#)]
39. Ruchin, A.B. Additional list of insect species of National Park «Smolny». *Proc. Natl. Park Smolny* **2015**, *2*, 102–121.
40. Ruchin, A.B. List of insect species of National Park «Smolny». *Proc. Natl. Park Smolny* **2008**, *1*, 151–180.

41. Alekseev, S.K.; Ruchin, A.B.; Semishin, G.B. Ground beetles (Coleoptera, Carabidae) of forest edges of National Park «Smolny». *Proc. Mordovia State Nat. Reserve* **2018**, *21*, 260–263.
42. Egorov, L.V.; Ruchin, A.B.; Semenov, V.B.; Semionenkov, O.I.; Semishin, G.B. Checklist of the Coleoptera of Mordovia State Nature Reserve, Russia. *ZooKeys* **2020**, *962*, 13–122. [[CrossRef](#)]
43. Ruchin, A.; Alekseev, S.; Egorov, L.; Artaev, O.; Semishin, G.; Esin, M. Ground beetle fauna (Coleoptera, Carabidae) of Mordovia State Nature Reserve (Russia). *Biodivers. Data J.* **2021**, *9*, e69807. [[CrossRef](#)] [[PubMed](#)]
44. Chugunov, G.G.; Khapugin, A.A. Population status of *Bupleurum aureum* (Apiaceae), a Critically Endangered plant species in a region of European Russia. *Ecol. Quest.* **2020**, *31*, 45–56. [[CrossRef](#)]
45. Kirillov, A.A.; Kirillova, N.Y. Helminth fauna of reptiles in the National Park «Smolny», Russia. *Nat. Conserv. Res.* **2021**, *6*, 9–22. [[CrossRef](#)]
46. Golub, V.B.; Tsurikov, M.N.; Prokin, A.A. *Insect Collections: Collection, Processing and Storage of Material*; KMK Scientific Press Ltd.: Moscow, Russia, 2012; 339p.
47. Ruchin, A.B.; Egorov, L.V.; Khapugin, A.A.; Vikhrev, N.E.; Esin, M.N. The use of simple crown traps for the insects collection. *Nat. Conserv. Res.* **2020**, *5*, 87–108. [[CrossRef](#)]
48. Müller-Motzfeld, G. Bd. 2, Adephaga 1: Carabidae (Laufkäfer). In *Die Käfer Mitteleuropas*; Freude, H., Harde, K.W., Lohse, G.A., Klausnitzer, B., Eds.; Spektrum-Verlag: Heidelberg, Germany, 2004.
49. Isaev, A.Y. Part 1. Adephaga and Myxophaga. In *Keys to Coleoptera of the Middle Volga Region*; Series Nature of the Ulyanovsk Region; Ulyanovsk State University: Ulyanovsk, Russia, 2002; pp. 1–120. (In Russian)
50. Kryzhanovskij, O.L.; Belousov, I.A.; Kabak, I.I.; Kataev, B.M.; Makarov, K.V.; Shilenkov, V.G. *A Checklist of the Ground-Beetles of Russia and Adjacent Lands (Insecta, Coleoptera, Carabidae)*; PENSOFT Publishers: Sofia, Bulgaria; Moscow, Russia, 1995; 271p.
51. Lobl, I.; Lobl, D. *Catalogue of Palaearctic Coleoptera—Volume 1*; Revised and Updated Edition; Brill Online: Leiden, The Netherlands, 2017. [[CrossRef](#)]